

# Massachusetts Unemployment Claims by Workforce Development Area

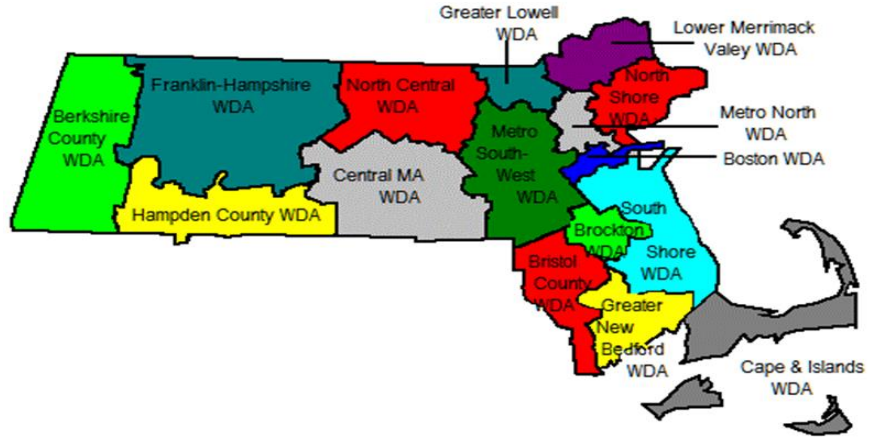
## August 2020



Unemployment claims declined in August as businesses across the Commonwealth continued to reopen following a broad shutdown meant to slow the spread of COVID-19. Claims fell by 82,416 to 386,282 with all 16 Workforce Development Areas (WDA's) posting decreases.

Claims fell in all 24 occupational fields with the Food Preparation & Service Occupations experiencing the greatest decrease (-16,416), followed by Office & Administrative Support (-8,963) and Sales & Related (-8,084).

Low wage workers, those earning less than \$21k annually before filing for unemployment, accounted for 36% of claimants and those previously earning between \$21-\$36.4k accounting for 27% of claims.

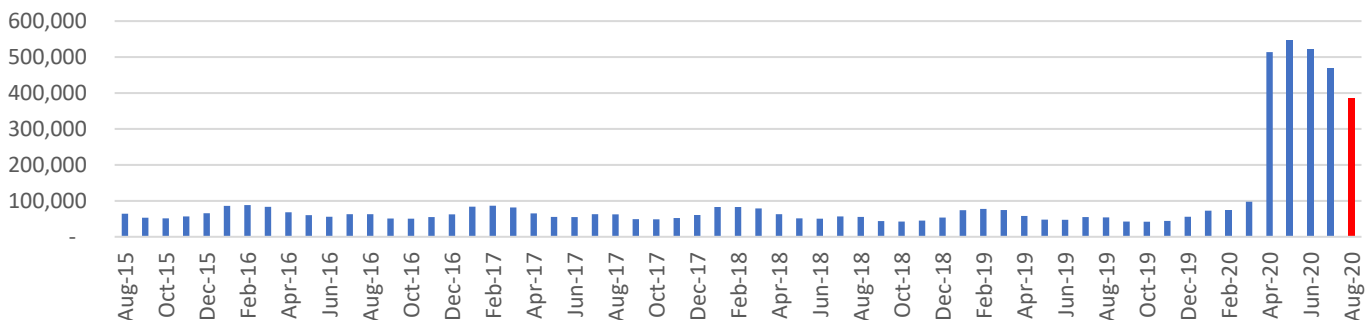


| Labor Force and Unemployment Rate      | Aug-20  | Jul-20  | Jun-20  |
|--|---------|---------|---------|
| Massachusetts Labor Force (thousands): | 3,544.8 | 3,673.4 | 3,684.3 |
| Massachusetts Unemployment Rate:       | 11.3%   | 16.2%   | 17.7%   |
| US Unemployment Rate:                  | 8.4%    | 10.2%   | 11.1%   |

### Claimants by Workforce Development Area

| WDA                        | Aug-20  | Jul-20  | M/M chng.  | Aug-19 | Y/Y chng. | Jun-20  | May-20  |
|----------------------------|---------|---------|------------|--------|-----------|---------|---------|
| Statewide                  | 386,282 | 468,698 | ↓ (82,416) | 53,800 | ↑ 332,482 | 521,417 | 547,332 |
| Berkshire County WDA       | 6,270   | 7,707   | ↓ (1,437)  | 816    | ↑ 5,454   | 8,019   | 8,599   |
| Boston WDA                 | 48,481  | 56,998  | ↓ (8,517)  | 4,970  | ↑ 43,511  | 60,021  | 57,774  |
| Bristol County WDA         | 20,670  | 25,550  | ↓ (4,880)  | 4,681  | ↑ 15,989  | 29,713  | 33,515  |
| Brockton WDA               | 17,624  | 21,287  | ↓ (3,663)  | 2,371  | ↑ 15,253  | 23,823  | 25,710  |
| Cape & Islands WDA         | 11,390  | 15,078  | ↓ (3,688)  | 1,331  | ↑ 10,059  | 19,210  | 22,165  |
| Central MA WDA             | 31,532  | 38,602  | ↓ (7,070)  | 5,171  | ↑ 26,361  | 42,825  | 44,883  |
| Franklin/Hampshire WDA     | 10,486  | 13,135  | ↓ (2,649)  | 1,571  | ↑ 8,915   | 14,595  | 15,108  |
| Greater Lowell WDA         | 15,353  | 18,876  | ↓ (3,523)  | 2,722  | ↑ 12,631  | 21,638  | 23,209  |
| Greater New Bedford WDA    | 13,052  | 16,401  | ↓ (3,349)  | 2,397  | ↑ 10,655  | 19,374  | 22,563  |
| Hampden County WDA         | 26,695  | 31,786  | ↓ (5,091)  | 5,206  | ↑ 21,489  | 34,109  | 35,157  |
| Lower Merrimack Valley WDA | 21,960  | 26,550  | ↓ (4,590)  | 3,449  | ↑ 18,511  | 29,621  | 30,485  |
| Metro North WDA            | 48,850  | 58,263  | ↓ (9,413)  | 4,792  | ↑ 44,058  | 63,357  | 63,754  |
| Metro South/West WDA       | 38,505  | 46,633  | ↓ (8,128)  | 5,137  | ↑ 33,368  | 51,015  | 53,635  |
| North Central WDA          | 13,975  | 16,865  | ↓ (2,890)  | 2,196  | ↑ 11,779  | 18,612  | 19,523  |
| North Shore WDA            | 27,681  | 33,490  | ↓ (5,809)  | 2,945  | ↑ 24,736  | 37,729  | 38,774  |
| South Shore WDA            | 33,758  | 41,477  | ↓ (7,719)  | 4,045  | ↑ 29,713  | 47,756  | 52,478  |

### Total Number of Claimants



# Massachusetts Unemployment Claims by Workforce Development Area

## August 2020



### Berkshire County WDA



### Claimants by Occupation

| Occupation                                     | Aug-20 |       | Jul-20 |       | M/M     |         | Aug-19 |       | Y/Y   |       |
|--|--------|-------|--------|-------|---------|---------|--------|-------|-------|-------|
|  | Total  | 6,270 | 7,707  | ↓     | chg.    | (1,437) | %      | 816   | ↑     | 5,454 |
| Management                                     | 504    | 620   | ↓      | (116) | -19%    | 83      | ↑      | 421   | 670   |       |
| Business and Financial Operations              | 123    | 164   | ↓      | (41)  | -25%    | 38      | ↑      | 85    | 160   |       |
| Computer and Mathematics                       | 37     | 40    | ↓      | (3)   | -8%     | 8       | ↑      | 29    | 39    |       |
| Architecture and Engineering                   | 35     | 46    | ↓      | (11)  | -24%    | 10      | ↑      | 25    | 35    |       |
| Life, Physical, and Social Science             | 19     | 19    | -      | -     | 0%      | -       | ↑      | 19    | 17    |       |
| Community and Social Service                   | 123    | 150   | ↓      | (27)  | -18%    | 18      | ↑      | 105   | 137   |       |
| Legal Occupations                              | 10     | 17    | ↓      | (7)   | -41%    | -       | ↑      | 10    | 11    |       |
| Education, Training, and Library               | 398    | 465   | ↓      | (67)  | -14%    | 31      | ↑      | 367   | 274   |       |
| Arts, Design, Entertainment, Sports, and Media | 114    | 141   | ↓      | (27)  | -19%    | 10      | ↑      | 104   | 115   |       |
| Healthcare Practitioners and Technical         | 211    | 256   | ↓      | (45)  | -18%    | 18      | ↑      | 193   | 285   |       |
| Healthcare Support                             | 273    | 330   | ↓      | (57)  | -17%    | 29      | ↑      | 244   | 326   |       |
| Protective Service                             | 64     | 88    | ↓      | (24)  | -27%    | 12      | ↑      | 52    | 96    |       |
| Food Preparation and Serving                   | 1,166  | 1,512 | ↓      | (346) | -23%    | 61      | ↑      | 1,105 | 1,742 |       |
| Building and Grounds Cleaning and Maintenance  | 278    | 372   | ↓      | (94)  | -25%    | 28      | ↑      | 250   | 427   |       |
| Personal Care and Service                      | 450    | 550   | ↓      | (100) | -18%    | 62      | ↑      | 388   | 578   |       |
| Sales and Related                              | 501    | 640   | ↓      | (139) | -22%    | 45      | ↑      | 456   | 810   |       |
| Office and Administrative Support              | 631    | 759   | ↓      | (128) | -17%    | 96      | ↑      | 535   | 840   |       |
| Farming, Fishing, and Forestry                 | 12     | 12    | -      | -     | 0%      | -       | ↑      | 12    | 15    |       |
| Construction and Extraction                    | 216    | 311   | ↓      | (95)  | -31%    | 85      | ↑      | 131   | 416   |       |
| Installation, Maintenance, and Repair          | 155    | 181   | ↓      | (26)  | -14%    | 18      | ↑      | 137   | 207   |       |
| Production Occupations                         | 382    | 421   | ↓      | (39)  | -9%     | 57      | ↑      | 325   | 344   |       |
| Transportation and Material Moving             | 537    | 577   | ↓      | (40)  | -7%     | 103     | ↑      | 434   | 434   |       |
| Military                                       | -      | -     | -      | -     | #DIV/0! | -       | ↑      | -     | -     |       |
| INA - SOC Code Unknown                         | 31     | 36    | ↓      | (5)   | -14%    | 4       | ↑      | 27    | 41    |       |

Data Sources: Massachusetts Department of Unemployment Assistance

#### Berkshire County WDA

Cities and Towns:

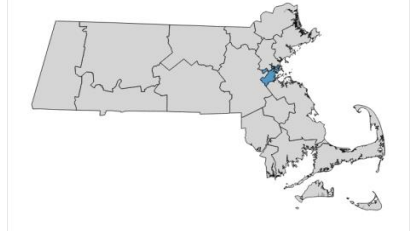
|                  |                  |                  |              |
|------------------|------------------|------------------|--------------|
| Adams            | Hinsdale         | Peru             | Williamstown |
| Alford           | Lanesborough     | Pittsfield       | Windsor      |
| Becket           | Lee              | Richmond         |              |
| Cheshire         | Lenox            | Sandisfield      |              |
| Clarksburg       | Monterey         | Savoy            |              |
| Dalton           | Mount Washington | Sheffield        |              |
| Egremont         | New Ashford      | Stockbridge      |              |
| Florida          | New Marlborough  | Tyringham        |              |
| Great Barrington | North Adams      | Washington       |              |
| Hancock          | Otis             | West Stockbridge |              |

# Massachusetts Unemployment Claims by Workforce Development Area

## August 2020



### Boston WDA



### Claimants by Occupation

| Occupation                                     | Aug-20        | Jul-20        | M/M  |                | Aug-19      | Y/Y          |   | Jun-20        |               |
|--|---------------|---------------|------|----------------|-------------|--------------|---|---------------|---------------|
|  |               |               | chg. | %              |             | chg.         |   |               |               |
| <b>Total</b>                                   | <b>48,481</b> | <b>56,998</b> | ↓    | <b>(8,517)</b> | <b>-15%</b> | <b>4,970</b> | ↑ | <b>43,511</b> | <b>60,021</b> |
| Management                                     | 3,832         | 4,483         | ↓    | (651)          | -15%        | 642          | ↑ | 3,190         | 4,705         |
| Business and Financial Operations              | 1,407         | 1,568         | ↓    | (161)          | -10%        | 259          | ↑ | 1,148         | 1,692         |
| Computer and Mathematics                       | 484           | 572           | ↓    | (88)           | -15%        | 110          | ↑ | 374           | 624           |
| Architecture and Engineering                   | 322           | 380           | ↓    | (58)           | -15%        | 43           | ↑ | 279           | 395           |
| Life, Physical, and Social Science             | 184           | 241           | ↓    | (57)           | -24%        | 35           | ↑ | 149           | 233           |
| Community and Social Service                   | 598           | 693           | ↓    | (95)           | -14%        | 106          | ↑ | 492           | 628           |
| Legal Occupations                              | 178           | 212           | ↓    | (34)           | -16%        | 28           | ↑ | 150           | 199           |
| Education, Training, and Library               | 1,614         | 1,986         | ↓    | (372)          | -19%        | 163          | ↑ | 1,451         | 1,609         |
| Arts, Design, Entertainment, Sports, and Media | 1,130         | 1,383         | ↓    | (253)          | -18%        | 101          | ↑ | 1,029         | 1,412         |
| Healthcare Practitioners and Technical         | 826           | 1,032         | ↓    | (206)          | -20%        | 67           | ↑ | 759           | 1,351         |
| Healthcare Support                             | 1,455         | 1,741         | ↓    | (286)          | -16%        | 85           | ↑ | 1,370         | 1,962         |
| Protective Service                             | 1,378         | 1,554         | ↓    | (176)          | -11%        | 81           | ↑ | 1,297         | 1,381         |
| Food Preparation and Serving                   | 11,196        | 13,187        | ↓    | (1,991)        | -15%        | 871          | ↑ | 10,325        | 13,949        |
| Building and Grounds Cleaning and Maintenance  | 3,303         | 3,760         | ↓    | (457)          | -12%        | 171          | ↑ | 3,132         | 3,888         |
| Personal Care and Service                      | 3,264         | 3,942         | ↓    | (678)          | -17%        | 139          | ↑ | 3,125         | 4,317         |
| Sales and Related                              | 4,803         | 5,731         | ↓    | (928)          | -16%        | 394          | ↑ | 4,409         | 6,396         |
| Office and Administrative Support              | 5,062         | 5,845         | ↓    | (783)          | -13%        | 602          | ↑ | 4,460         | 6,281         |
| Farming, Fishing, and Forestry                 | 22            | 25            | ↓    | (3)            | -12%        | 7            | ↑ | 15            | 26            |
| Construction and Extraction                    | 1,150         | 1,484         | ↓    | (334)          | -23%        | 317          | ↑ | 833           | 2,023         |
| Installation, Maintenance, and Repair          | 623           | 772           | ↓    | (149)          | -19%        | 84           | ↑ | 539           | 858           |
| Production Occupations                         | 1,164         | 1,357         | ↓    | (193)          | -14%        | 99           | ↑ | 1,065         | 1,405         |
| Transportation and Material Moving             | 4,089         | 4,603         | ↓    | (514)          | -11%        | 543          | ↑ | 3,546         | 4,247         |
| Military                                       | 15            | 22            | ↓    | (7)            | -32%        | 8            | ↑ | 7             | 25            |
| INA - SOC Code Unknown                         | 382           | 425           | ↓    | (43)           | -10%        | 15           | ↑ | 367           | 415           |

Data Sources: Massachusetts Department of Unemployment Assistance

Boston WDA  
Cities and Towns:

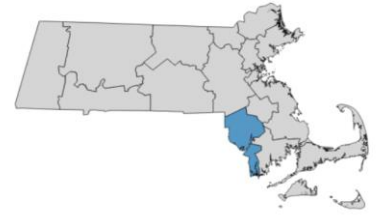
Boston

# Massachusetts Unemployment Claims by Workforce Development Area

## August 2020



### Bristol County WDA



### Claimants by Occupation

| Occupation                                     | Aug-20        | Jul-20        | M/M  |                | Aug-19      | Y/Y          |   | Jun-20        |               |
|--|---------------|---------------|------|----------------|-------------|--------------|---|---------------|---------------|
|  |               |               | chg. | %              |             | chg.         | % |               |               |
| <b>Total</b>                                   | <b>20,670</b> | <b>25,550</b> | ↓    | <b>(4,880)</b> | <b>-19%</b> | <b>4,681</b> | ↑ | <b>15,989</b> | <b>29,713</b> |
| Management                                     | 1,568         | 1,933         | ↓    | (365)          | -19%        | 556          | ↑ | 1,012         | 2,223         |
| Business and Financial Operations              | 484           | 567           | ↓    | (83)           | -15%        | 178          | ↑ | 306           | 653           |
| Computer and Mathematics                       | 170           | 202           | ↓    | (32)           | -16%        | 109          | ↑ | 61            | 230           |
| Architecture and Engineering                   | 164           | 191           | ↓    | (27)           | -14%        | 57           | ↑ | 107           | 213           |
| Life, Physical, and Social Science             | 63            | 79            | ↓    | (16)           | -20%        | 20           | ↑ | 43            | 72            |
| Community and Social Service                   | 379           | 450           | ↓    | (71)           | -16%        | 92           | ↑ | 287           | 432           |
| Legal Occupations                              | 44            | 60            | ↓    | (16)           | -27%        | 14           | ↑ | 30            | 65            |
| Education, Training, and Library               | 1,048         | 1,271         | ↓    | (223)          | -18%        | 190          | ↑ | 858           | 1,270         |
| Arts, Design, Entertainment, Sports, and Media | 334           | 400           | ↓    | (66)           | -17%        | 65           | ↑ | 269           | 432           |
| Healthcare Practitioners and Technical         | 826           | 1,067         | ↓    | (241)          | -23%        | 117          | ↑ | 709           | 1,348         |
| Healthcare Support                             | 907           | 1,150         | ↓    | (243)          | -21%        | 97           | ↑ | 810           | 1,369         |
| Protective Service                             | 280           | 327           | ↓    | (47)           | -14%        | 93           | ↑ | 187           | 351           |
| Food Preparation and Serving                   | 3,184         | 4,046         | ↓    | (862)          | -21%        | 308          | ↑ | 2,876         | 4,695         |
| Building and Grounds Cleaning and Maintenance  | 458           | 571           | ↓    | (113)          | -20%        | 69           | ↑ | 389           | 717           |
| Personal Care and Service                      | 1,170         | 1,434         | ↓    | (264)          | -18%        | 96           | ↑ | 1,074         | 1,611         |
| Sales and Related                              | 1,885         | 2,376         | ↓    | (491)          | -21%        | 302          | ↑ | 1,583         | 3,150         |
| Office and Administrative Support              | 2,553         | 3,163         | ↓    | (610)          | -19%        | 512          | ↑ | 2,041         | 3,771         |
| Farming, Fishing, and Forestry                 | 35            | 45            | ↓    | (10)           | -22%        | 21           | ↑ | 14            | 53            |
| Construction and Extraction                    | 974           | 1,278         | ↓    | (304)          | -24%        | 480          | ↑ | 494           | 1,766         |
| Installation, Maintenance, and Repair          | 539           | 711           | ↓    | (172)          | -24%        | 138          | ↑ | 401           | 848           |
| Production Occupations                         | 1,071         | 1,282         | ↓    | (211)          | -16%        | 384          | ↑ | 687           | 1,366         |
| Transportation and Material Moving             | 2,385         | 2,765         | ↓    | (380)          | -14%        | 770          | ↑ | 1,615         | 2,877         |
| Military                                       | 6             | 8             | ↓    | (2)            | -25%        | -            | ↑ | 6             | 12            |
| INA - SOC Code Unknown                         | 143           | 174           | ↓    | (31)           | -18%        | 13           | ↑ | 130           | 189           |

Data Sources: Massachusetts Department of Unemployment Assistance

Bristol County WDA  
Cities and Towns:

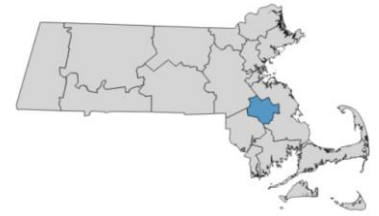
- Attleborough
- Berkley
- Dighton
- Fall River
- Mansfield
- North Attleborough
- Norton
- Raynham
- Rehoboth
- Seekonk
- Somerset
- Swansea
- Taunton
- Westport

# Massachusetts Unemployment Claims by Workforce Development Area

## August 2020



### Brockton WDA



### Claimants by Occupation

| Occupation                                     |               |               | M/M  |                | %           | Y/Y          |   | Jun-20        |               |
|--|---------------|---------------|------|----------------|-------------|--------------|---|---------------|---------------|
|  | Aug-20        | Jul-20        | chg. | Aug-19         |             | chg.         |   |               |               |
| <b>Total</b>                                   | <b>17,624</b> | <b>21,287</b> | ↓    | <b>(3,663)</b> | <b>-17%</b> | <b>2,371</b> | ↑ | <b>15,253</b> | <b>23,823</b> |
| Management                                     | 1,195         | 1,419         | ↓    | (224)          | -16%        | 242          | ↑ | 953           | 1,623         |
| Business and Financial Operations              | 409           | 486           | ↓    | (77)           | -16%        | 114          | ↑ | 295           | 531           |
| Computer and Mathematics                       | 155           | 176           | ↓    | (21)           | -12%        | 38           | ↑ | 117           | 185           |
| Architecture and Engineering                   | 101           | 127           | ↓    | (26)           | -20%        | 24           | ↑ | 77            | 130           |
| Life, Physical, and Social Science             | 31            | 44            | ↓    | (13)           | -30%        | 8            | ↑ | 23            | 49            |
| Community and Social Service                   | 278           | 308           | ↓    | (30)           | -10%        | 44           | ↑ | 234           | 288           |
| Legal Occupations                              | 38            | 46            | ↓    | (8)            | -17%        | 13           | ↑ | 25            | 43            |
| Education, Training, and Library               | 836           | 1,017         | ↓    | (181)          | -18%        | 109          | ↑ | 727           | 1,035         |
| Arts, Design, Entertainment, Sports, and Media | 226           | 281           | ↓    | (55)           | -20%        | 25           | ↑ | 201           | 295           |
| Healthcare Practitioners and Technical         | 614           | 753           | ↓    | (139)          | -18%        | 46           | ↑ | 568           | 895           |
| Healthcare Support                             | 919           | 1,124         | ↓    | (205)          | -18%        | 60           | ↑ | 859           | 1,243         |
| Protective Service                             | 257           | 311           | ↓    | (54)           | -17%        | 27           | ↑ | 230           | 320           |
| Food Preparation and Serving                   | 2,605         | 3,215         | ↓    | (610)          | -19%        | 209          | ↑ | 2,396         | 3,601         |
| Building and Grounds Cleaning and Maintenance  | 625           | 759           | ↓    | (134)          | -18%        | 42           | ↑ | 583           | 858           |
| Personal Care and Service                      | 982           | 1,244         | ↓    | (262)          | -21%        | 65           | ↑ | 917           | 1,448         |
| Sales and Related                              | 1,524         | 1,847         | ↓    | (323)          | -17%        | 138          | ↑ | 1,386         | 2,304         |
| Office and Administrative Support              | 2,148         | 2,560         | ↓    | (412)          | -16%        | 308          | ↑ | 1,840         | 2,964         |
| Farming, Fishing, and Forestry                 | 12            | 17            | ↓    | (5)            | -29%        | -            | ↑ | 12            | 15            |
| Construction and Extraction                    | 736           | 944           | ↓    | (208)          | -22%        | 186          | ↑ | 550           | 1,292         |
| Installation, Maintenance, and Repair          | 451           | 557           | ↓    | (106)          | -19%        | 56           | ↑ | 395           | 704           |
| Production Occupations                         | 915           | 1,117         | ↓    | (202)          | -18%        | 81           | ↑ | 834           | 1,187         |
| Transportation and Material Moving             | 2,419         | 2,769         | ↓    | (350)          | -13%        | 532          | ↑ | 1,887         | 2,655         |
| Military                                       | 12            | 12            | -    | -              | 0%          | -            | ↑ | 12            | 11            |
| INA - SOC Code Unknown                         | 136           | 154           | ↓    | (18)           | -12%        | 4            | ↑ | 132           | 147           |

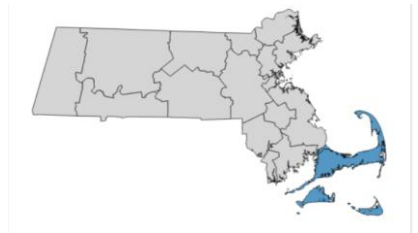
Data Sources: Massachusetts Department of Unemployment Assistance

Brockton WDA  
Cities and Towns:

Abington  
Avon  
Bridgewater  
Brockton  
East Bridgewater  
Easton  
Hanson  
Stoughton  
West Bridgewater  
Whitman

# Massachusetts Unemployment Claims by Workforce Development Area

## August 2020



### Cape & Islands WDA

#### Claimants by Occupation

| Occupation                                     |               |               | M/M  |                | %           | Y/Y          |   | Jun-20        |               |
|--|---------------|---------------|------|----------------|-------------|--------------|---|---------------|---------------|
|  | Aug-20        | Jul-20        | chg. | Aug-19         |             | chg.         |   |               |               |
| <b>Total</b>                                   | <b>11,390</b> | <b>15,078</b> | ↓    | <b>(3,688)</b> | <b>-24%</b> | <b>1,331</b> | ↑ | <b>10,059</b> | <b>19,210</b> |
| Management                                     | 1,295         | 1,678         | ↓    | (383)          | -23%        | 233          | ↑ | 1,062         | 1,961         |
| Business and Financial Operations              | 257           | 302           | ↓    | (45)           | -15%        | 66           | ↑ | 191           | 331           |
| Computer and Mathematics                       | 90            | 114           | ↓    | (24)           | -21%        | 23           | ↑ | 67            | 124           |
| Architecture and Engineering                   | 64            | 76            | ↓    | (12)           | -16%        | 30           | ↑ | 34            | 84            |
| Life, Physical, and Social Science             | 34            | 40            | ↓    | (6)            | -15%        | 8            | ↑ | 26            | 53            |
| Community and Social Service                   | 150           | 179           | ↓    | (29)           | -16%        | 27           | ↑ | 123           | 179           |
| Legal Occupations                              | 41            | 59            | ↓    | (18)           | -31%        | 7            | ↑ | 34            | 57            |
| Education, Training, and Library               | 582           | 694           | ↓    | (112)          | -16%        | 60           | ↑ | 522           | 621           |
| Arts, Design, Entertainment, Sports, and Media | 256           | 326           | ↓    | (70)           | -21%        | 28           | ↑ | 228           | 363           |
| Healthcare Practitioners and Technical         | 574           | 730           | ↓    | (156)          | -21%        | 53           | ↑ | 521           | 996           |
| Healthcare Support                             | 403           | 517           | ↓    | (114)          | -22%        | 37           | ↑ | 366           | 658           |
| Protective Service                             | 79            | 96            | ↓    | (17)           | -18%        | 12           | ↑ | 67            | 120           |
| Food Preparation and Serving                   | 2,023         | 3,038         | ↓    | (1,015)        | -33%        | 136          | ↑ | 1,887         | 4,563         |
| Building and Grounds Cleaning and Maintenance  | 380           | 609           | ↓    | (229)          | -38%        | 33           | ↑ | 347           | 920           |
| Personal Care and Service                      | 630           | 824           | ↓    | (194)          | -24%        | 33           | ↑ | 597           | 1,020         |
| Sales and Related                              | 1,286         | 1,689         | ↓    | (403)          | -24%        | 89           | ↑ | 1,197         | 2,292         |
| Office and Administrative Support              | 1,303         | 1,664         | ↓    | (361)          | -22%        | 149          | ↑ | 1,154         | 2,106         |
| Farming, Fishing, and Forestry                 | 24            | 41            | ↓    | (17)           | -41%        | -            | ↑ | 24            | 63            |
| Construction and Extraction                    | 504           | 645           | ↓    | (141)          | -22%        | 67           | ↑ | 437           | 758           |
| Installation, Maintenance, and Repair          | 291           | 397           | ↓    | (106)          | -27%        | 42           | ↑ | 249           | 473           |
| Production Occupations                         | 183           | 251           | ↓    | (68)           | -27%        | 29           | ↑ | 154           | 320           |
| Transportation and Material Moving             | 872           | 1,015         | ↓    | (143)          | -14%        | 165          | ↑ | 707           | 1,035         |
| Military                                       | 5             | 6             | ↓    | (1)            | -17%        | -            | ↑ | 5             | 6             |
| INA - SOC Code Unknown                         | 64            | 88            | ↓    | (24)           | -27%        | 4            | ↑ | 60            | 107           |

Data Sources: Massachusetts Department of Unemployment Assistance

Cape & Islands WDA  
Cities and Towns:

|            |              |              |
|------------|--------------|--------------|
| Aquinnah   | Gosnold      | Wellfleet    |
| Barnstable | Harwich      | West Tisbury |
| Bourne     | Mashpee      | Yarmouth     |
| Brewster   | Nantucket    |              |
| Chatham    | Oak Bluffs   |              |
| Chilmark   | Orleans      |              |
| Dennis     | Provincetown |              |
| Eastham    | Sandwich     |              |
| Edgartown  | Tisbury      |              |
| Falmouth   | Truro        |              |

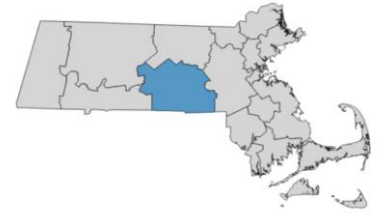


# Massachusetts Unemployment Claims by Workforce Development Area

## August 2020



### Central MA WDA



### Claimants by Occupation

| Occupation                                     |               |               | M/M      |                | Y/Y         |              |          |               |               |
|--|---------------|---------------|----------|----------------|-------------|--------------|----------|---------------|---------------|
|  | Aug-20        | Jul-20        | chg.     | %              | Aug-19      | chg.         | Jun-20   | Total         |               |
| <b>Total</b>                                   | <b>31,532</b> | <b>38,602</b> | <b>↓</b> | <b>(7,070)</b> | <b>-18%</b> | <b>5,171</b> | <b>↑</b> | <b>26,361</b> | <b>42,825</b> |
| Management                                     | 2,720         | 3,255         | ↓        | (535)          | -16%        | 599          | ↑        | 2,121         | 3,555         |
| Business and Financial Operations              | 798           | 898           | ↓        | (100)          | -11%        | 215          | ↑        | 583           | 992           |
| Computer and Mathematics                       | 446           | 472           | ↓        | (26)           | -6%         | 160          | ↑        | 286           | 497           |
| Architecture and Engineering                   | 314           | 426           | ↓        | (112)          | -26%        | 106          | ↑        | 208           | 420           |
| Life, Physical, and Social Science             | 158           | 184           | ↓        | (26)           | -14%        | 23           | ↑        | 135           | 191           |
| Community and Social Service                   | 553           | 673           | ↓        | (120)          | -18%        | 94           | ↑        | 459           | 614           |
| Legal Occupations                              | 87            | 138           | ↓        | (51)           | -37%        | 10           | ↑        | 77            | 115           |
| Education, Training, and Library               | 1,474         | 1,813         | ↓        | (339)          | -19%        | 227          | ↑        | 1,247         | 1,648         |
| Arts, Design, Entertainment, Sports, and Media | 537           | 648           | ↓        | (111)          | -17%        | 58           | ↑        | 479           | 692           |
| Healthcare Practitioners and Technical         | 1,124         | 1,455         | ↓        | (331)          | -23%        | 124          | ↑        | 1,000         | 1,961         |
| Healthcare Support                             | 1,195         | 1,449         | ↓        | (254)          | -18%        | 103          | ↑        | 1,092         | 1,669         |
| Protective Service                             | 392           | 440           | ↓        | (48)           | -11%        | 79           | ↑        | 313           | 421           |
| Food Preparation and Serving                   | 5,145         | 6,395         | ↓        | (1,250)        | -20%        | 364          | ↑        | 4,781         | 7,027         |
| Building and Grounds Cleaning and Maintenance  | 804           | 979           | ↓        | (175)          | -18%        | 105          | ↑        | 699           | 1,090         |
| Personal Care and Service                      | 2,022         | 2,539         | ↓        | (517)          | -20%        | 144          | ↑        | 1,878         | 2,866         |
| Sales and Related                              | 2,946         | 3,565         | ↓        | (619)          | -17%        | 292          | ↑        | 2,654         | 4,430         |
| Office and Administrative Support              | 3,434         | 4,214         | ↓        | (780)          | -19%        | 613          | ↑        | 2,821         | 5,009         |
| Farming, Fishing, and Forestry                 | 42            | 52            | ↓        | (10)           | -19%        | 9            | ↑        | 33            | 59            |
| Construction and Extraction                    | 1,067         | 1,488         | ↓        | (421)          | -28%        | 368          | ↑        | 699           | 1,916         |
| Installation, Maintenance, and Repair          | 866           | 1,093         | ↓        | (227)          | -21%        | 150          | ↑        | 716           | 1,284         |
| Production Occupations                         | 1,740         | 2,304         | ↓        | (564)          | -24%        | 348          | ↑        | 1,392         | 2,324         |
| Transportation and Material Moving             | 3,437         | 3,847         | ↓        | (410)          | -11%        | 955          | ↑        | 2,482         | 3,758         |
| Military                                       | 12            | 17            | ↓        | (5)            | -29%        | 5            | ↑        | 7             | 14            |
| INA - SOC Code Unknown                         | 219           | 258           | ↓        | (39)           | -15%        | 20           | ↑        | 199           | 273           |

Data Sources: Massachusetts Department of Unemployment Assistance

#### Central MA WDA

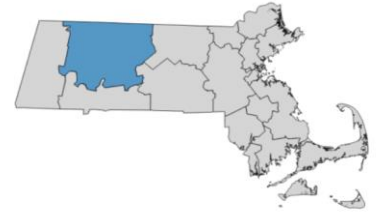
|                   |                 |                  |             |                 |
|-------------------|-----------------|------------------|-------------|-----------------|
| Cities and Towns: | Auburn          | Holden           | Northbridge | Upton           |
|                   | Blackstone      | Hopedale         | Oakham      | Uxbridge        |
|                   | Boylston        | Leicester        | Oxford      | Warren          |
|                   | Brookfield      | Mendon           | Paxton      | Webster         |
|                   | Charlton        | Millford         | Rutland     | West Boylston   |
|                   | Douglas         | Millbury         | Shrewsbury  | West Brookfield |
|                   | Dudley          | Millville        | Southbridge | Westborough     |
|                   | East Brookfield | New Braintree    | Spencer     | Worcester       |
|                   | Grafton         | North Brookfield | Sturbridge  |                 |
|                   | Hardwick        | Northborough     | Sutton      |                 |

# Massachusetts Unemployment Claims by Workforce Development Area

## August 2020



### Franklin/Hampshire WDA



### Claimants by Occupation

| Occupation                                     |               |               | M/M  |                | %           | Y/Y          |   | Jun-20       |               |
|--|---------------|---------------|------|----------------|-------------|--------------|---|--------------|---------------|
|  | Aug-20        | Jul-20        | chg. | Aug-19         |             | chg.         |   |              |               |
| <b>Total</b>                                   | <b>10,486</b> | <b>13,135</b> | ↓    | <b>(2,649)</b> | <b>-20%</b> | <b>1,571</b> | ↑ | <b>8,915</b> | <b>14,595</b> |
| Management                                     | 956           | 1,149         | ↓    | (193)          | -17%        | 198          | ↑ | 758          | 1,341         |
| Business and Financial Operations              | 213           | 244           | ↓    | (31)           | -13%        | 57           | ↑ | 156          | 288           |
| Computer and Mathematics                       | 92            | 111           | ↓    | (19)           | -17%        | 29           | ↑ | 63           | 147           |
| Architecture and Engineering                   | 59            | 77            | ↓    | (18)           | -23%        | 16           | ↑ | 43           | 82            |
| Life, Physical, and Social Science             | 55            | 63            | ↓    | (8)            | -13%        | 13           | ↑ | 42           | 72            |
| Community and Social Service                   | 249           | 305           | ↓    | (56)           | -18%        | 37           | ↑ | 212          | 254           |
| Legal Occupations                              | 37            | 58            | ↓    | (21)           | -36%        | -            | ↑ | 37           | 38            |
| Education, Training, and Library               | 806           | 1,002         | ↓    | (196)          | -20%        | 134          | ↑ | 672          | 758           |
| Arts, Design, Entertainment, Sports, and Media | 243           | 311           | ↓    | (68)           | -22%        | 25           | ↑ | 218          | 347           |
| Healthcare Practitioners and Technical         | 444           | 555           | ↓    | (111)          | -20%        | 39           | ↑ | 405          | 748           |
| Healthcare Support                             | 308           | 378           | ↓    | (70)           | -19%        | 25           | ↑ | 283          | 483           |
| Protective Service                             | 121           | 139           | ↓    | (18)           | -13%        | 13           | ↑ | 108          | 139           |
| Food Preparation and Serving                   | 2,063         | 2,717         | ↓    | (654)          | -24%        | 157          | ↑ | 1,906        | 2,956         |
| Building and Grounds Cleaning and Maintenance  | 267           | 354           | ↓    | (87)           | -25%        | 27           | ↑ | 240          | 464           |
| Personal Care and Service                      | 569           | 702           | ↓    | (133)          | -19%        | 55           | ↑ | 514          | 741           |
| Sales and Related                              | 841           | 1,088         | ↓    | (247)          | -23%        | 84           | ↑ | 757          | 1,277         |
| Office and Administrative Support              | 977           | 1,210         | ↓    | (233)          | -19%        | 118          | ↑ | 859          | 1,476         |
| Farming, Fishing, and Forestry                 | 36            | 46            | ↓    | (10)           | -22%        | -            | ↑ | 36           | 42            |
| Construction and Extraction                    | 371           | 517           | ↓    | (146)          | -28%        | 118          | ↑ | 253          | 673           |
| Installation, Maintenance, and Repair          | 270           | 354           | ↓    | (84)           | -24%        | 54           | ↑ | 216          | 440           |
| Production Occupations                         | 512           | 660           | ↓    | (148)          | -22%        | 110          | ↑ | 402          | 770           |
| Transportation and Material Moving             | 923           | 1,010         | ↓    | (87)           | -9%         | 260          | ↑ | 663          | 974           |
| Military                                       | 7             | 6             | ↑    | 1              | 17%         | -            | ↑ | 7            | -             |
| INA - SOC Code Unknown                         | 67            | 79            | ↓    | (12)           | -15%        | 2            | ↑ | 65           | 85            |

Data Sources: Massachusetts Department of Unemployment Assistance

#### Franklin/Hampshire WDA

| Cities and Towns: | Amherst      | Cummington  | Hawley      | Northfield  | South Hadley |
|-------------------|--------------|-------------|-------------|-------------|--------------|
|                   | Ashfield     | Deerfield   | Heath       | Orange      | Southampton  |
|                   | Athol        | Easthampton | Huntington  | Pelham      | Sunderland   |
|                   | Belchertown  | Erving      | Leverett    | Petersham   | Ware         |
|                   | Bernardston  | Gill        | Leyden      | Phillipston | Warwick      |
|                   | Buckland     | Goshen      | Middlefield | Plainfield  | Wendell      |
|                   | Charlemont   | Granby      | Monroe      | Rowe        | Westhampton  |
|                   | Chesterfield | Greenfield  | Montague    | Royalston   | Whately      |
|                   | Colrain      | Hadley      | New Salem   | Shelburne   | Williamsburg |
|                   | Conway       | Hatfield    | Northampton | Shutesbury  | Worthington  |

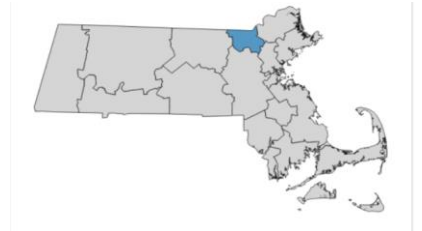


# Massachusetts Unemployment Claims by Workforce Development Area

## August 2020



### Greater Lowell WDA



### Claimants by Occupation

| Occupation                                     |               |               | M/M   |                | %           | Y/Y          |       | Jun-20        |               |
|--|---------------|---------------|-------|----------------|-------------|--------------|-------|---------------|---------------|
|  | Aug-20        | Jul-20        | chnг. | chnг.          |             | Aug-19       | chnг. |               |               |
| <b>Total</b>                                   | <b>15,353</b> | <b>18,876</b> | ↓     | <b>(3,523)</b> | <b>-19%</b> | <b>2,722</b> | ↑     | <b>12,631</b> | <b>21,638</b> |
| Management                                     | 1,331         | 1,535         | ↓     | (204)          | -13%        | 366          | ↑     | 965           | 1,680         |
| Business and Financial Operations              | 384           | 484           | ↓     | (100)          | -21%        | 142          | ↑     | 242           | 500           |
| Computer and Mathematics                       | 246           | 282           | ↓     | (36)           | -13%        | 129          | ↑     | 117           | 302           |
| Architecture and Engineering                   | 228           | 283           | ↓     | (55)           | -19%        | 99           | ↑     | 129           | 330           |
| Life, Physical, and Social Science             | 70            | 75            | ↓     | (5)            | -7%         | 16           | ↑     | 54            | 93            |
| Community and Social Service                   | 179           | 201           | ↓     | (22)           | -11%        | 34           | ↑     | 145           | 200           |
| Legal Occupations                              | 46            | 63            | ↓     | (17)           | -27%        | 13           | ↑     | 33            | 49            |
| Education, Training, and Library               | 826           | 1,021         | ↓     | (195)          | -19%        | 116          | ↑     | 710           | 1,017         |
| Arts, Design, Entertainment, Sports, and Media | 244           | 289           | ↓     | (45)           | -16%        | 43           | ↑     | 201           | 317           |
| Healthcare Practitioners and Technical         | 495           | 652           | ↓     | (157)          | -24%        | 48           | ↑     | 447           | 944           |
| Healthcare Support                             | 588           | 768           | ↓     | (180)          | -23%        | 42           | ↑     | 546           | 920           |
| Protective Service                             | 175           | 206           | ↓     | (31)           | -15%        | 41           | ↑     | 134           | 223           |
| Food Preparation and Serving                   | 2,403         | 2,955         | ↓     | (552)          | -19%        | 161          | ↑     | 2,242         | 3,326         |
| Building and Grounds Cleaning and Maintenance  | 442           | 500           | ↓     | (58)           | -12%        | 34           | ↑     | 408           | 573           |
| Personal Care and Service                      | 1,044         | 1,344         | ↓     | (300)          | -22%        | 48           | ↑     | 996           | 1,574         |
| Sales and Related                              | 1,155         | 1,425         | ↓     | (270)          | -19%        | 128          | ↑     | 1,027         | 1,718         |
| Office and Administrative Support              | 1,723         | 2,166         | ↓     | (443)          | -20%        | 301          | ↑     | 1,422         | 2,683         |
| Farming, Fishing, and Forestry                 | 14            | 14            | -     | -              | 0%          | -            | ↑     | 14            | 13            |
| Construction and Extraction                    | 680           | 907           | ↓     | (227)          | -25%        | 208          | ↑     | 472           | 1,196         |
| Installation, Maintenance, and Repair          | 380           | 507           | ↓     | (127)          | -25%        | 70           | ↑     | 310           | 603           |
| Production Occupations                         | 1,090         | 1,358         | ↓     | (268)          | -20%        | 221          | ↑     | 869           | 1,478         |
| Transportation and Material Moving             | 1,512         | 1,705         | ↓     | (193)          | -11%        | 456          | ↑     | 1,056         | 1,751         |
| Military                                       | 15            | 20            | ↓     | (5)            | -25%        | -            | ↑     | 15            | 13            |
| INA - SOC Code Unknown                         | 83            | 116           | ↓     | (33)           | -28%        | 6            | ↑     | 77            | 135           |

Data Sources: Massachusetts Department of Unemployment Assistance

Greater Lowell WDA

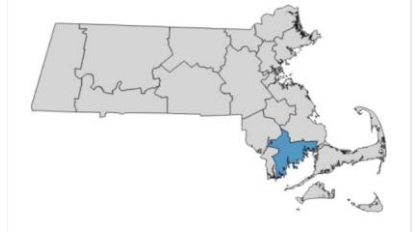
Cities and Towns: Billerica  
 Chelmsford  
 Dracut  
 Dunstable  
 Lowell  
 Tewksbury  
 Tyngsborough  
 Westford

# Massachusetts Unemployment Claims by Workforce Development Area

## August 2020



### Greater New Bedford WDA



### Claimants by Occupation

| Occupation                                     |               |               | M/M  |                | %           | Y/Y          |   | Jun-20        |               |
|--|---------------|---------------|------|----------------|-------------|--------------|---|---------------|---------------|
|  | Aug-20        | Jul-20        | chg. | Aug-19         |             | chg.         |   |               |               |
| <b>Total</b>                                   | <b>13,052</b> | <b>16,401</b> | ↓    | <b>(3,349)</b> | <b>-20%</b> | <b>2,397</b> | ↑ | <b>10,655</b> | <b>19,374</b> |
| Management                                     | 789           | 985           | ↓    | (196)          | -20%        | 177          | ↑ | 612           | 1,119         |
| Business and Financial Operations              | 214           | 256           | ↓    | (42)           | -16%        | 56           | ↑ | 158           | 286           |
| Computer and Mathematics                       | 87            | 110           | ↓    | (23)           | -21%        | 14           | ↑ | 73            | 114           |
| Architecture and Engineering                   | 77            | 100           | ↓    | (23)           | -23%        | 26           | ↑ | 51            | 111           |
| Life, Physical, and Social Science             | 37            | 48            | ↑    | (11)           | -23%        | 7            | ↑ | 30            | 46            |
| Community and Social Service                   | 255           | 313           | ↓    | (58)           | -19%        | 44           | ↑ | 211           | 317           |
| Legal Occupations                              | 34            | 51            | ↑    | (17)           | -33%        | -            | ↑ | 34            | 38            |
| Education, Training, and Library               | 574           | 707           | ↑    | (133)          | -19%        | 111          | ↑ | 463           | 650           |
| Arts, Design, Entertainment, Sports, and Media | 232           | 284           | ↓    | (52)           | -18%        | 20           | ↑ | 212           | 292           |
| Healthcare Practitioners and Technical         | 589           | 750           | ↓    | (161)          | -21%        | 78           | ↑ | 511           | 1,024         |
| Healthcare Support                             | 664           | 848           | ↓    | (184)          | -22%        | 79           | ↑ | 585           | 1,015         |
| Protective Service                             | 147           | 180           | ↓    | (33)           | -18%        | 41           | ↑ | 106           | 205           |
| Food Preparation and Serving                   | 1,995         | 2,634         | ↓    | (639)          | -24%        | 198          | ↑ | 1,797         | 3,113         |
| Building and Grounds Cleaning and Maintenance  | 292           | 364           | ↓    | (72)           | -20%        | 57           | ↑ | 235           | 503           |
| Personal Care and Service                      | 766           | 936           | ↓    | (170)          | -18%        | 83           | ↑ | 683           | 1,018         |
| Sales and Related                              | 1,005         | 1,239         | ↓    | (234)          | -19%        | 97           | ↑ | 908           | 1,671         |
| Office and Administrative Support              | 1,340         | 1,750         | ↓    | (410)          | -23%        | 204          | ↑ | 1,136         | 2,149         |
| Farming, Fishing, and Forestry                 | 145           | 172           | ↓    | (27)           | -16%        | 89           | ↑ | 56            | 197           |
| Construction and Extraction                    | 727           | 996           | ↓    | (269)          | -27%        | 275          | ↑ | 452           | 1,302         |
| Installation, Maintenance, and Repair          | 319           | 411           | ↓    | (92)           | -22%        | 63           | ↑ | 256           | 477           |
| Production Occupations                         | 1,154         | 1,399         | ↓    | (245)          | -18%        | 237          | ↑ | 917           | 1,625         |
| Transportation and Material Moving             | 1,518         | 1,754         | ↓    | (236)          | -13%        | 430          | ↑ | 1,088         | 1,967         |
| Military                                       | 5             | 6             | ↓    | (1)            | -17%        | -            | ↑ | 5             | 9             |
| INA - SOC Code Unknown                         | 87            | 108           | ↓    | (21)           | -19%        | 11           | ↑ | 76            | 126           |

Data Sources: Massachusetts Department of Unemployment Assistance

Greater New Bedford WDA

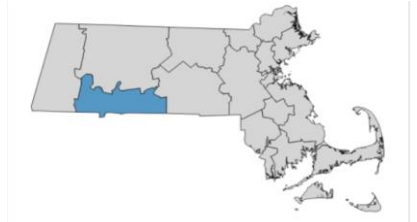
- Cities and Towns: Acushnet  
 Dartmouth  
 Fairhaven  
 Freetown  
 Lakeville  
 Marion  
 Mattapoisett  
 New Bedford  
 Rochester  
 Wareham

# Massachusetts Unemployment Claims by Workforce Development Area

## August 2020



### Hampden County WDA



#### Claimants by Occupation

| Occupation                                     |               |               | M/M  |                | %           | Y/Y          |   | Jun-20        |               |
|--|---------------|---------------|------|----------------|-------------|--------------|---|---------------|---------------|
|  | Aug-20        | Jul-20        | chg. | Aug-19         |             | chg.         |   |               |               |
| <b>Total</b>                                   | <b>26,695</b> | <b>31,786</b> | ↓    | <b>(5,091)</b> | <b>-16%</b> | <b>5,206</b> | ↑ | <b>21,489</b> | <b>34,109</b> |
| Management                                     | 1,587         | 1,884         | ↓    | (297)          | -16%        | 344          | ↑ | 1,243         | 2,069         |
| Business and Financial Operations              | 493           | 580           | ↓    | (87)           | -15%        | 140          | ↑ | 353           | 588           |
| Computer and Mathematics                       | 137           | 155           | ↓    | (18)           | -12%        | 32           | ↑ | 105           | 180           |
| Architecture and Engineering                   | 99            | 134           | ↓    | (35)           | -26%        | 22           | ↑ | 77            | 162           |
| Life, Physical, and Social Science             | 72            | 80            | ↓    | (8)            | -10%        | 31           | ↑ | 41            | 88            |
| Community and Social Service                   | 701           | 781           | ↓    | (80)           | -10%        | 183          | ↑ | 518           | 601           |
| Legal Occupations                              | 69            | 82            | ↓    | (13)           | -16%        | 13           | ↑ | 56            | 81            |
| Education, Training, and Library               | 1,387         | 1,616         | ↓    | (229)          | -14%        | 259          | ↑ | 1,128         | 1,213         |
| Arts, Design, Entertainment, Sports, and Media | 280           | 367           | ↓    | (87)           | -24%        | 33           | ↑ | 247           | 402           |
| Healthcare Practitioners and Technical         | 844           | 1,085         | ↓    | (241)          | -22%        | 83           | ↑ | 761           | 1,342         |
| Healthcare Support                             | 1,488         | 1,704         | ↓    | (216)          | -13%        | 156          | ↑ | 1,332         | 1,817         |
| Protective Service                             | 454           | 517           | ↓    | (63)           | -12%        | 65           | ↑ | 389           | 524           |
| Food Preparation and Serving                   | 4,388         | 5,425         | ↓    | (1,037)        | -19%        | 585          | ↑ | 3,803         | 5,904         |
| Building and Grounds Cleaning and Maintenance  | 935           | 1,153         | ↓    | (218)          | -19%        | 98           | ↑ | 837           | 1,333         |
| Personal Care and Service                      | 2,292         | 2,619         | ↓    | (327)          | -12%        | 370          | ↑ | 1,922         | 2,669         |
| Sales and Related                              | 2,217         | 2,685         | ↓    | (468)          | -17%        | 288          | ↑ | 1,929         | 3,315         |
| Office and Administrative Support              | 2,863         | 3,512         | ↓    | (649)          | -18%        | 551          | ↑ | 2,312         | 3,941         |
| Farming, Fishing, and Forestry                 | 44            | 46            | ↓    | (2)            | -4%         | 6            | ↑ | 38            | 48            |
| Construction and Extraction                    | 788           | 1,026         | ↓    | (238)          | -23%        | 290          | ↑ | 498           | 1,258         |
| Installation, Maintenance, and Repair          | 631           | 789           | ↓    | (158)          | -20%        | 153          | ↑ | 478           | 922           |
| Production Occupations                         | 1,514         | 1,815         | ↓    | (301)          | -17%        | 583          | ↑ | 931           | 2,031         |
| Transportation and Material Moving             | 3,184         | 3,475         | ↓    | (291)          | -8%         | 901          | ↑ | 2,283         | 3,376         |
| Military                                       | 10            | 11            | ↓    | (1)            | -9%         | -            | ↑ | 10            | 13            |
| INA - SOC Code Unknown                         | 218           | 245           | ↓    | (27)           | -11%        | 20           | ↑ | 198           | 232           |

Data Sources: Massachusetts Department of Unemployment Assistance

#### Hampden County WDA

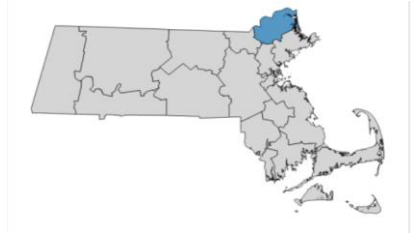
|                   |                 |             |                  |
|-------------------|-----------------|-------------|------------------|
| Cities and Towns: | Agawam          | Longmeadow  | West Springfield |
|                   | Blandford       | Ludlow      | Westfield        |
|                   | Brimfield       | Monson      | Wilbraham        |
|                   | Chester         | Montgomery  |                  |
|                   | Chicopee        | Palmer      |                  |
|                   | East Longmeadow | Russell     |                  |
|                   | Granville       | Southwick   |                  |
|                   | Hampden         | Springfield |                  |
|                   | Holland         | Tolland     |                  |
|                   | Holyoke         | Wales       |                  |

# Massachusetts Unemployment Claims by Workforce Development Area

## August 2020



### Lower Merrimack WDA



### Claimants by Occupation

| Occupation                                     |               |               | M/M      |                | %           | Y/Y          |          | Jun-20        |               |
|--|---------------|---------------|----------|----------------|-------------|--------------|----------|---------------|---------------|
|  | Aug-20        | Jul-20        | chg.     | Aug-19         |             | chg.         |          |               |               |
| <b>Total</b>                                   | <b>21,960</b> | <b>26,550</b> | <b>↓</b> | <b>(4,590)</b> | <b>-17%</b> | <b>3,449</b> | <b>↑</b> | <b>18,511</b> | <b>29,621</b> |
| Management                                     | 1,769         | 2,145         | ↓        | (376)          | -18%        | 482          | ↑        | 1,287         | 2,293         |
| Business and Financial Operations              | 549           | 610           | ↓        | (61)           | -10%        | 147          | ↑        | 402           | 646           |
| Computer and Mathematics                       | 229           | 248           | ↓        | (19)           | -8%         | 106          | ↑        | 123           | 267           |
| Architecture and Engineering                   | 193           | 231           | ↓        | (38)           | -16%        | 57           | ↑        | 136           | 275           |
| Life, Physical, and Social Science             | 61            | 63            | ↓        | (2)            | -3%         | 31           | ↑        | 30            | 86            |
| Community and Social Service                   | 267           | 312           | ↓        | (45)           | -14%        | 41           | ↑        | 226           | 294           |
| Legal Occupations                              | 78            | 88            | ↓        | (10)           | -11%        | 10           | ↑        | 68            | 92            |
| Education, Training, and Library               | 992           | 1,159         | ↓        | (167)          | -14%        | 158          | ↑        | 834           | 1,055         |
| Arts, Design, Entertainment, Sports, and Media | 356           | 445           | ↓        | (89)           | -20%        | 35           | ↑        | 321           | 453           |
| Healthcare Practitioners and Technical         | 660           | 840           | ↓        | (180)          | -21%        | 66           | ↑        | 594           | 1,062         |
| Healthcare Support                             | 1,085         | 1,304         | ↓        | (219)          | -17%        | 94           | ↑        | 991           | 1,515         |
| Protective Service                             | 284           | 324           | ↓        | (40)           | -12%        | 75           | ↑        | 209           | 350           |
| Food Preparation and Serving                   | 3,005         | 3,707         | ↓        | (702)          | -19%        | 230          | ↑        | 2,775         | 4,222         |
| Building and Grounds Cleaning and Maintenance  | 852           | 1,011         | ↓        | (159)          | -16%        | 54           | ↑        | 798           | 1,106         |
| Personal Care and Service                      | 1,351         | 1,663         | ↓        | (312)          | -19%        | 99           | ↑        | 1,252         | 1,858         |
| Sales and Related                              | 1,489         | 1,836         | ↓        | (347)          | -19%        | 168          | ↑        | 1,321         | 2,198         |
| Office and Administrative Support              | 2,341         | 2,942         | ↓        | (601)          | -20%        | 366          | ↑        | 1,975         | 3,508         |
| Farming, Fishing, and Forestry                 | 19            | 33            | ↓        | (14)           | -42%        | 5            | ↑        | 14            | 39            |
| Construction and Extraction                    | 1,069         | 1,375         | ↓        | (306)          | -22%        | 374          | ↑        | 695           | 1,782         |
| Installation, Maintenance, and Repair          | 443           | 570           | ↓        | (127)          | -22%        | 73           | ↑        | 370           | 682           |
| Production Occupations                         | 1,940         | 2,301         | ↓        | (361)          | -16%        | 228          | ↑        | 1,712         | 2,473         |
| Transportation and Material Moving             | 2,748         | 3,138         | ↓        | (390)          | -12%        | 542          | ↑        | 2,206         | 3,143         |
| Military                                       | 9             | 8             | ↑        | 1              | 13%         | -            | ↑        | 9             | 12            |
| INA - SOC Code Unknown                         | 171           | 197           | ↓        | (26)           | -13%        | 8            | ↑        | 163           | 210           |

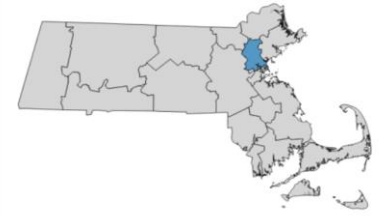
Data Sources: Massachusetts Department of Unemployment Assistance

#### Lower Merrimack WDA

Cities and Towns: Amesbury    Newburyport  
 Andover    North Andover  
 Boxford    Rowley  
 Georgetown    Salisbury  
 Groveland    West Newbury  
 Haverhill  
 Lawrence  
 Merrimac  
 Methuen  
 Newbury

# Massachusetts Unemployment Claims by Workforce Development Area

## August 2020



### Metro North WDA

#### Claimants by Occupation

| Occupation                                     | Aug-20        | Jul-20        | M/M  |                | Aug-19      | Y/Y          |   | Jun-20        |               |
|--|---------------|---------------|------|----------------|-------------|--------------|---|---------------|---------------|
|  |               |               | chg. | %              |             | chg.         | % |               |               |
| <b>Total</b>                                   | <b>48,850</b> | <b>58,263</b> | ↓    | <b>(9,413)</b> | <b>-16%</b> | <b>4,792</b> | ↑ | <b>44,058</b> | <b>63,357</b> |
| Management                                     | 4,767         | 5,585         | ↓    | (818)          | -15%        | 848          | ↑ | 3,919         | 5,908         |
| Business and Financial Operations              | 1,481         | 1,671         | ↓    | (190)          | -11%        | 326          | ↑ | 1,155         | 1,743         |
| Computer and Mathematics                       | 693           | 858           | ↓    | (165)          | -19%        | 223          | ↑ | 470           | 897           |
| Architecture and Engineering                   | 455           | 511           | ↓    | (56)           | -11%        | 75           | ↑ | 380           | 548           |
| Life, Physical, and Social Science             | 281           | 378           | ↓    | (97)           | -26%        | 87           | ↑ | 194           | 365           |
| Community and Social Service                   | 391           | 458           | ↓    | (67)           | -15%        | 60           | ↑ | 331           | 427           |
| Legal Occupations                              | 173           | 209           | ↓    | (36)           | -17%        | 35           | ↑ | 138           | 180           |
| Education, Training, and Library               | 2,117         | 2,531         | ↓    | (414)          | -16%        | 229          | ↑ | 1,888         | 2,215         |
| Arts, Design, Entertainment, Sports, and Media | 1,284         | 1,552         | ↓    | (268)          | -17%        | 109          | ↑ | 1,175         | 1,589         |
| Healthcare Practitioners and Technical         | 1,150         | 1,509         | ↓    | (359)          | -24%        | 82           | ↑ | 1,068         | 1,959         |
| Healthcare Support                             | 1,246         | 1,513         | ↓    | (267)          | -18%        | 77           | ↑ | 1,169         | 1,839         |
| Protective Service                             | 785           | 900           | ↓    | (115)          | -13%        | 108          | ↑ | 677           | 887           |
| Food Preparation and Serving                   | 11,044        | 13,071        | ↓    | (2,027)        | -16%        | 563          | ↑ | 10,481        | 14,024        |
| Building and Grounds Cleaning and Maintenance  | 2,439         | 2,801         | ↓    | (362)          | -13%        | 90           | ↑ | 2,349         | 2,898         |
| Personal Care and Service                      | 3,195         | 3,947         | ↓    | (752)          | -19%        | 75           | ↑ | 3,120         | 4,482         |
| Sales and Related                              | 4,468         | 5,427         | ↓    | (959)          | -18%        | 319          | ↑ | 4,149         | 6,468         |
| Office and Administrative Support              | 5,351         | 6,297         | ↓    | (946)          | -15%        | 519          | ↑ | 4,832         | 6,947         |
| Farming, Fishing, and Forestry                 | 30            | 37            | ↓    | (7)            | -19%        | -            | ↑ | 30            | 44            |
| Construction and Extraction                    | 1,295         | 1,703         | ↓    | (408)          | -24%        | 354          | ↑ | 941           | 2,320         |
| Installation, Maintenance, and Repair          | 778           | 993           | ↓    | (215)          | -22%        | 96           | ↑ | 682           | 1,182         |
| Production Occupations                         | 1,435         | 1,614         | ↓    | (179)          | -11%        | 133          | ↑ | 1,302         | 1,660         |
| Transportation and Material Moving             | 3,656         | 4,295         | ↓    | (639)          | -15%        | 372          | ↑ | 3,284         | 4,384         |
| Military                                       | 30            | 30            | -    | -              | 0%          | -            | ↑ | 30            | 25            |
| INA - SOC Code Unknown                         | 306           | 373           | ↓    | (67)           | -18%        | 12           | ↑ | 294           | 366           |

Data Sources: Massachusetts Department of Unemployment Assistance

#### Metro North WDA

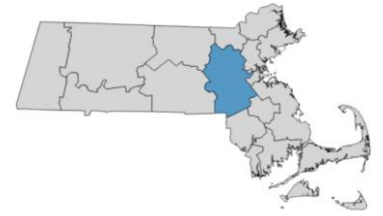
|                   |               |            |
|-------------------|---------------|------------|
| Cities and Towns: | Arlington     | Reading    |
|                   | Belmont       | Revere     |
|                   | Burlington    | Somerville |
|                   | Cambridge     | Stoneham   |
|                   | Chelsea       | Wakefield  |
|                   | Everett       | Watertown  |
|                   | Malden        | Wilmington |
|                   | Medford       | Winchester |
|                   | Melrose       | Winthrop   |
|                   | North Reading | Woburn     |

# Massachusetts Unemployment Claims by Workforce Development Area

## August 2020



### Metro South/West WDA



### Claimants by Occupation

| Occupation                                     |               |               | M/M      |                | %           | Y/Y          |          |               |               |
|--|---------------|---------------|----------|----------------|-------------|--------------|----------|---------------|---------------|
|  | Aug-20        | Jul-20        | chg.     | Aug-19         |             | chg.         | Jun-20   |               |               |
| <b>Total</b>                                   | <b>38,505</b> | <b>46,633</b> | <b>↓</b> | <b>(8,128)</b> | <b>-17%</b> | <b>5,137</b> | <b>↑</b> | <b>33,368</b> | <b>51,015</b> |
| Management                                     | 5,544         | 6,441         | ↓        | (897)          | -14%        | 1,281        | ↑        | 4,263         | 6,829         |
| Business and Financial Operations              | 1,578         | 1,825         | ↓        | (247)          | -14%        | 378          | ↑        | 1,200         | 1,847         |
| Computer and Mathematics                       | 902           | 1,018         | ↓        | (116)          | -11%        | 329          | ↑        | 573           | 1,061         |
| Architecture and Engineering                   | 460           | 539           | ↓        | (79)           | -15%        | 118          | ↑        | 342           | 559           |
| Life, Physical, and Social Science             | 242           | 307           | ↓        | (65)           | -21%        | 87           | ↑        | 155           | 348           |
| Community and Social Service                   | 409           | 484           | ↓        | (75)           | -15%        | 68           | ↑        | 341           | 424           |
| Legal Occupations                              | 194           | 235           | ↓        | (41)           | -17%        | 52           | ↑        | 142           | 232           |
| Education, Training, and Library               | 2,629         | 3,178         | ↓        | (549)          | -17%        | 204          | ↑        | 2,425         | 2,935         |
| Arts, Design, Entertainment, Sports, and Media | 1,211         | 1,502         | ↓        | (291)          | -19%        | 137          | ↑        | 1,074         | 1,581         |
| Healthcare Practitioners and Technical         | 1,715         | 2,273         | ↓        | (558)          | -25%        | 95           | ↑        | 1,620         | 2,733         |
| Healthcare Support                             | 976           | 1,207         | ↓        | (231)          | -19%        | 43           | ↑        | 933           | 1,440         |
| Protective Service                             | 395           | 449           | ↓        | (54)           | -12%        | 46           | ↑        | 349           | 484           |
| Food Preparation and Serving                   | 5,536         | 6,747         | ↓        | (1,211)        | -18%        | 318          | ↑        | 5,218         | 7,362         |
| Building and Grounds Cleaning and Maintenance  | 796           | 995           | ↓        | (199)          | -20%        | 53           | ↑        | 743           | 1,156         |
| Personal Care and Service                      | 2,660         | 3,247         | ↓        | (587)          | -18%        | 71           | ↑        | 2,589         | 3,522         |
| Sales and Related                              | 4,004         | 4,952         | ↓        | (948)          | -19%        | 350          | ↑        | 3,654         | 6,139         |
| Office and Administrative Support              | 4,166         | 5,010         | ↓        | (844)          | -17%        | 521          | ↑        | 3,645         | 5,576         |
| Farming, Fishing, and Forestry                 | 25            | 34            | ↓        | (9)            | -26%        | 6            | ↑        | 19            | 39            |
| Construction and Extraction                    | 940           | 1,281         | ↓        | (341)          | -27%        | 190          | ↑        | 750           | 1,735         |
| Installation, Maintenance, and Repair          | 644           | 845           | ↓        | (201)          | -24%        | 77           | ↑        | 567           | 1,004         |
| Production Occupations                         | 791           | 977           | ↓        | (186)          | -19%        | 107          | ↑        | 684           | 1,047         |
| Transportation and Material Moving             | 2,462         | 2,796         | ↓        | (334)          | -12%        | 583          | ↑        | 1,879         | 2,680         |
| Military                                       | 12            | 12            | -        | -              | 0%          | 5            | ↑        | 7             | 10            |
| INA - SOC Code Unknown                         | 214           | 279           | ↓        | (65)           | -23%        | 18           | ↑        | 196           | 272           |

Data Sources: Massachusetts Department of Unemployment Assistance

#### Metro South/West WDA

| Cities and Towns: |            |             |              |          |  |
|-------------------|------------|-------------|--------------|----------|--|
| Acton             | Dover      | Marlborough | Plainville   | Weston   |  |
| Ashland           | Foxborough | Maynard     | Sharon       | Westwood |  |
| Bedford           | Framingham | Medfield    | Sherborn     | Wrentham |  |
| Bellingham        | Franklin   | Medway      | Southborough |          |  |
| Boxborough        | Holliston  | Millis      | Stow         |          |  |
| Brookline         | Hopkinton  | Natick      | Sudbury      |          |  |
| Canton            | Hudson     | Needham     | Walpole      |          |  |
| Carlisle          | Lexington  | Newton      | Waltham      |          |  |
| Concord           | Lincoln    | Norfolk     | Wayland      |          |  |
| Dedham            | Littleton  | Norwood     | Wellesley    |          |  |

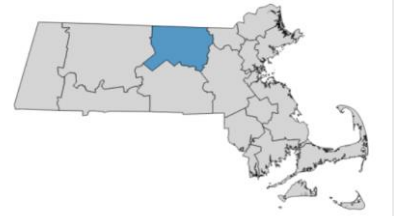


# Massachusetts Unemployment Claims by Workforce Development Area

## August 2020



### North Central WDA



### Claimants by Occupation

| Occupation                                     |               |               | M/M      |                | %           | Y/Y          |          |               |               |
|--|---------------|---------------|----------|----------------|-------------|--------------|----------|---------------|---------------|
|  | Aug-20        | Jul-20        | chg.     | Aug-19         |             | chg.         | Jun-20   |               |               |
| <b>Total</b>                                   | <b>13,975</b> | <b>16,865</b> | <b>↓</b> | <b>(2,890)</b> | <b>-17%</b> | <b>2,196</b> | <b>↑</b> | <b>11,779</b> | <b>18,612</b> |
| Management                                     | 1,220         | 1,435         | ↓        | (215)          | -15%        | 256          | ↑        | 964           | 1,585         |
| Business and Financial Operations              | 310           | 365           | ↓        | (55)           | -15%        | 103          | ↑        | 207           | 369           |
| Computer and Mathematics                       | 185           | 206           | ↓        | (21)           | -10%        | 79           | ↑        | 106           | 203           |
| Architecture and Engineering                   | 153           | 188           | ↓        | (35)           | -19%        | 36           | ↑        | 117           | 193           |
| Life, Physical, and Social Science             | 62            | 76            | ↓        | (14)           | -18%        | 15           | ↑        | 47            | 80            |
| Community and Social Service                   | 240           | 289           | ↓        | (49)           | -17%        | 39           | ↑        | 201           | 268           |
| Legal Occupations                              | 43            | 53            | ↓        | (10)           | -19%        | 11           | ↑        | 32            | 44            |
| Education, Training, and Library               | 832           | 993           | ↓        | (161)          | -16%        | 107          | ↑        | 725           | 742           |
| Arts, Design, Entertainment, Sports, and Media | 253           | 293           | ↓        | (40)           | -14%        | 29           | ↑        | 224           | 298           |
| Healthcare Practitioners and Technical         | 490           | 649           | ↓        | (159)          | -24%        | 52           | ↑        | 438           | 870           |
| Healthcare Support                             | 458           | 604           | ↓        | (146)          | -24%        | 30           | ↑        | 428           | 775           |
| Protective Service                             | 191           | 225           | ↓        | (34)           | -15%        | 15           | ↑        | 176           | 236           |
| Food Preparation and Serving                   | 2,181         | 2,718         | ↓        | (537)          | -20%        | 182          | ↑        | 1,999         | 3,042         |
| Building and Grounds Cleaning and Maintenance  | 399           | 452           | ↓        | (53)           | -12%        | 34           | ↑        | 365           | 497           |
| Personal Care and Service                      | 750           | 913           | ↓        | (163)          | -18%        | 48           | ↑        | 702           | 1,070         |
| Sales and Related                              | 1,127         | 1,428         | ↓        | (301)          | -21%        | 106          | ↑        | 1,021         | 1,773         |
| Office and Administrative Support              | 1,536         | 1,821         | ↓        | (285)          | -16%        | 225          | ↑        | 1,311         | 2,048         |
| Farming, Fishing, and Forestry                 | 23            | 29            | ↓        | (6)            | -21%        | 5            | ↑        | 18            | 32            |
| Construction and Extraction                    | 547           | 735           | ↓        | (188)          | -26%        | 116          | ↑        | 431           | 938           |
| Installation, Maintenance, and Repair          | 360           | 472           | ↓        | (112)          | -24%        | 56           | ↑        | 304           | 581           |
| Production Occupations                         | 896           | 1,036         | ↓        | (140)          | -14%        | 186          | ↑        | 710           | 1,143         |
| Transportation and Material Moving             | 1,625         | 1,778         | ↓        | (153)          | -9%         | 459          | ↑        | 1,166         | 1,721         |
| Military                                       | 10            | 12            | ↓        | (2)            | -17%        | -            | ↑        | 10            | 8             |
| INA - SOC Code Unknown                         | 84            | 95            | ↓        | (11)           | -12%        | 7            | ↑        | 77            | 96            |

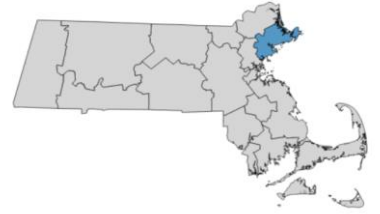
Data Sources: Massachusetts Department of Unemployment Assistance

#### North Central WDA

|                   |            |             |             |
|-------------------|------------|-------------|-------------|
| Cities and Towns: | Ashburnham | Harvard     | Townsend    |
|                   | Ashby      | Hubbardston | Westminster |
|                   | Ayer       | Lancaster   | Winchendon  |
|                   | Barre      | Leominster  |             |
|                   | Berlin     | Lunenburg   |             |
|                   | Bolton     | Pepperell   |             |
|                   | Clinton    | Princeton   |             |
|                   | Fitchburg  | Shirley     |             |
|                   | Gardner    | Sterling    |             |
|                   | Groton     | Templeton   |             |

# Massachusetts Unemployment Claims by Workforce Development Area

## August 2020



### North Shore WDA

#### Claimants by Occupation

| Occupation                                     | Aug-20        | Jul-20        | M/M<br>chg.      | %           | Aug-19       | Y/Y<br>chg.     | Jun-20        |
|--|---------------|---------------|------------------|-------------|--------------|-----------------|---------------|
| <b>Total</b>                                   | <b>27,681</b> | <b>33,490</b> | <b>↓ (5,809)</b> | <b>-17%</b> | <b>2,945</b> | <b>↑ 24,736</b> | <b>37,729</b> |
| Management                                     | 2,624         | 3,085         | ↓ (461)          | -15%        | 480          | ↑ 2,144         | 3,289         |
| Business and Financial Operations              | 700           | 805           | ↓ (105)          | -13%        | 167          | ↑ 533           | 837           |
| Computer and Mathematics                       | 271           | 300           | ↓ (29)           | -10%        | 81           | ↑ 190           | 294           |
| Architecture and Engineering                   | 217           | 233           | ↓ (16)           | -7%         | 43           | ↑ 174           | 259           |
| Life, Physical, and Social Science             | 63            | 100           | ↓ (37)           | -37%        | 18           | ↑ 45            | 114           |
| Community and Social Service                   | 266           | 300           | ↓ (34)           | -11%        | 52           | ↑ 214           | 305           |
| Legal Occupations                              | 96            | 109           | ↓ (13)           | -12%        | 25           | ↑ 71            | 114           |
| Education, Training, and Library               | 1,251         | 1,518         | ↓ (267)          | -18%        | 130          | ↑ 1,121         | 1,500         |
| Arts, Design, Entertainment, Sports, and Media | 563           | 691           | ↓ (128)          | -19%        | 56           | ↑ 507           | 722           |
| Healthcare Practitioners and Technical         | 757           | 1,010         | ↓ (253)          | -25%        | 75           | ↑ 682           | 1,340         |
| Healthcare Support                             | 956           | 1,196         | ↓ (240)          | -20%        | 56           | ↑ 900           | 1,389         |
| Protective Service                             | 380           | 439           | ↓ (59)           | -13%        | 55           | ↑ 325           | 452           |
| Food Preparation and Serving                   | 4,947         | 6,075         | ↓ (1,128)        | -19%        | 260          | ↑ 4,687         | 6,908         |
| Building and Grounds Cleaning and Maintenance  | 1,049         | 1,230         | ↓ (181)          | -15%        | 67           | ↑ 982           | 1,332         |
| Personal Care and Service                      | 1,751         | 2,166         | ↓ (415)          | -19%        | 55           | ↑ 1,696         | 2,631         |
| Sales and Related                              | 2,900         | 3,565         | ↓ (665)          | -19%        | 213          | ↑ 2,687         | 4,390         |
| Office and Administrative Support              | 3,278         | 3,962         | ↓ (684)          | -17%        | 346          | ↑ 2,932         | 4,470         |
| Farming, Fishing, and Forestry                 | 49            | 85            | ↓ (36)           | -42%        | 25           | ↑ 24            | 103           |
| Construction and Extraction                    | 886           | 1,161         | ↓ (275)          | -24%        | 235          | ↑ 651           | 1,564         |
| Installation, Maintenance, and Repair          | 622           | 789           | ↓ (167)          | -21%        | 60           | ↑ 562           | 911           |
| Production Occupations                         | 1,146         | 1,255         | ↓ (109)          | -9%         | 127          | ↑ 1,019         | 1,382         |
| Transportation and Material Moving             | 2,740         | 3,194         | ↓ (454)          | -14%        | 312          | ↑ 2,428         | 3,183         |
| Military                                       | 9             | 13            | ↓ (4)            | -31%        | -            | ↑ 9             | 13            |
| INA - SOC Code Unknown                         | 160           | 209           | ↓ (49)           | -23%        | 7            | ↑ 153           | 227           |

Data Sources: Massachusetts Department of Unemployment Assistance

#### North Shore WDA

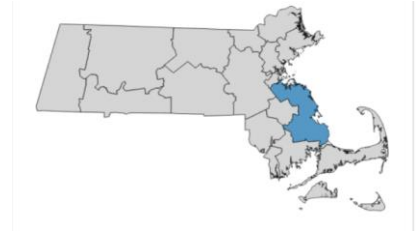
|                   |                       |            |
|-------------------|-----------------------|------------|
| Cities and Towns: | Beverly               | Middleton  |
|                   | Danvers               | Nahant     |
|                   | Essex                 | Peabody    |
|                   | Gloucester            | Rockport   |
|                   | Hamilton              | Salem      |
|                   | Ipswich               | Saugus     |
|                   | Lynn                  | Swampscott |
|                   | Lynnfield             | Topsfield  |
|                   | Manchester-by-the-Sea | Wenham     |
|                   | Marblehead            |            |

# Massachusetts Unemployment Claims by Workforce Development Area

## August 2020



### South Shore WDA



### Claimants by Occupation

| Occupation                                     |               |               | M/M  |                | %           | Y/Y          |   | Jun-20        |               |
|--|---------------|---------------|------|----------------|-------------|--------------|---|---------------|---------------|
|  | Aug-20        | Jul-20        | chg. | Aug-19         |             | chg.         |   |               |               |
| <b>Total</b>                                   | <b>33,758</b> | <b>41,477</b> | ↓    | <b>(7,719)</b> | <b>-19%</b> | <b>4,045</b> | ↑ | <b>29,713</b> | <b>47,756</b> |
| Management                                     | 3,440         | 4,069         | ↓    | (629)          | -15%        | 638          | ↑ | 2,802         | 4,560         |
| Business and Financial Operations              | 1,080         | 1,224         | ↓    | (144)          | -12%        | 284          | ↑ | 796           | 1,329         |
| Computer and Mathematics                       | 334           | 400           | ↓    | (66)           | -17%        | 127          | ↑ | 207           | 425           |
| Architecture and Engineering                   | 217           | 271           | ↓    | (54)           | -20%        | 68           | ↑ | 149           | 295           |
| Life, Physical, and Social Science             | 108           | 129           | ↓    | (21)           | -16%        | 31           | ↑ | 77            | 148           |
| Community and Social Service                   | 377           | 442           | ↓    | (65)           | -15%        | 56           | ↑ | 321           | 417           |
| Legal Occupations                              | 130           | 149           | ↓    | (19)           | -13%        | 17           | ↑ | 113           | 147           |
| Education, Training, and Library               | 1,736         | 2,041         | ↓    | (305)          | -15%        | 160          | ↑ | 1,576         | 1,974         |
| Arts, Design, Entertainment, Sports, and Media | 721           | 889           | ↓    | (168)          | -19%        | 80           | ↑ | 641           | 939           |
| Healthcare Practitioners and Technical         | 1,137         | 1,528         | ↓    | (391)          | -26%        | 127          | ↑ | 1,010         | 1,988         |
| Healthcare Support                             | 907           | 1,165         | ↓    | (258)          | -22%        | 52           | ↑ | 855           | 1,387         |
| Protective Service                             | 443           | 512           | ↓    | (69)           | -13%        | 47           | ↑ | 396           | 557           |
| Food Preparation and Serving                   | 6,715         | 8,570         | ↓    | (1,855)        | -22%        | 275          | ↑ | 6,440         | 9,855         |
| Building and Grounds Cleaning and Maintenance  | 1,054         | 1,214         | ↓    | (160)          | -13%        | 44           | ↑ | 1,010         | 1,416         |
| Personal Care and Service                      | 2,315         | 3,012         | ↓    | (697)          | -23%        | 56           | ↑ | 2,259         | 3,659         |
| Sales and Related                              | 3,294         | 4,036         | ↓    | (742)          | -18%        | 276          | ↑ | 3,018         | 5,062         |
| Office and Administrative Support              | 3,614         | 4,408         | ↓    | (794)          | -18%        | 503          | ↑ | 3,111         | 5,123         |
| Farming, Fishing, and Forestry                 | 28            | 38            | ↓    | (10)           | -26%        | 8            | ↑ | 20            | 49            |
| Construction and Extraction                    | 1,437         | 1,858         | ↓    | (421)          | -23%        | 434          | ↑ | 1,003         | 2,594         |
| Installation, Maintenance, and Repair          | 724           | 952           | ↓    | (228)          | -24%        | 120          | ↑ | 604           | 1,181         |
| Production Occupations                         | 898           | 1,046         | ↓    | (148)          | -14%        | 94           | ↑ | 804           | 1,115         |
| Transportation and Material Moving             | 2,821         | 3,252         | ↓    | (431)          | -13%        | 542          | ↑ | 2,279         | 3,250         |
| Military                                       | 23            | 27            | ↓    | (4)            | -15%        | -            | ↑ | 23            | 26            |
| INA - SOC Code Unknown                         | 205           | 245           | ↓    | (40)           | -16%        | 6            | ↑ | 199           | 260           |

Data Sources: Massachusetts Department of Unemployment Assistance

#### South Shore WDA

Cities and Towns: Braintree    Marshfield    Scituate  
 Carver    Middleborough    Weymouth  
 Cohasset    Milton  
 Duxbury    Norwell  
 Halifax    Pembroke  
 Hanover    Plymouth  
 Hingham    Plympton  
 Holbrook    Quincy  
 Hull    Randolph  
 Kingston    Rockland